

GENESIS G80



All prices are retail prices of Genesis Motor Deutschland GmbH with delivery and registration fees, including VAT. Including our 5 Year Care Plan and 5 years' warranty, according our 5 year Care Plan and warranty terms and conditions.

GENESIS G80

Model Line

Engine

Colour

Optional Equipment

Model Line	Price	Main standard features
Premium	Petrol 2.5T 8AT AWD 224 kW (304 PS) L9G1 / GX1 55,980 €¹ Genesis G80 2.5T AWD 224 kW (304 PS) petrol, 8-speed gearbox - energy consumption combined 9.3 l/100 km; CO ₂ -emissions combined: 210 g/km; CO ₂ -class: G; (according to WLTP) ²	Exterior Dual front LED headlamps (low & high projection) • LED Daytime Running Light (DRL) • LED rear stop lamp • LED rear fog lamps • LED side fender lamp • LED rear combination lamp • Lighting backup guidelines • Outside rear mirrors electrical adjustment, heated & electrical folding • Puddle lamp with logo • Single rear muffler (black paint) & chrome coating (dual muffler for Petrol) • Outside door handles chrome coating
	Petrol 2.5T 8AT RWD 224 kW (304 PS) L9G1 / GX2 53,880 €¹ Genesis G80 2.5T RWD 224 kW (304 PS) petrol, 8-speed gearbox - energy consumption combined 8.6 l/100 km; CO ₂ -emissions combined: 195 g/km; CO ₂ -class: G; (according to WLTP) ²	Wheels Front & rear brake ventilated disc • Brake caliper colour silver with GENESIS lettering • Alloy wheels 19 inch (A-Type) • Michelin summer tyre (Pilot Sport 4) • Tyre pressure monitoring system
		Interior Centre armrest with box • Drink holder at centre armrest • Black high glossy interior trim • Leather steering wheel • Fabric headlining • Fabric A/B/C pillars • Fabric sunvisor (driver & passenger) • Console storage box with dual pop up
		Seats Standard dashboard • Leatherette seat cover • Headrest adjustment (up/down & tilt) • Electric seat adjustment (driver & passenger) • Electric lumbar support (driver & passenger) • Electric height adjuster (driver & passenger) • Electric cushion tilt-up (driver) • Rear bench fixed for 3 passengers • Heated seats (front)
		Safety Driver & passenger airbag • Front thorax & pelvis, rear thorax & side curtain (FF & RR) airbag • Driver knee airbag • Centre side (front) airbag • ABS + ESC + HAC + MCB (Multi-Collision Brake) • eCall (Europe)
		Advanced safety SCC (Smart Cruise Control) with stop & start • BCA (Blind-spot Collision-avoidance Assist) • LKA (Lane Keeping Assist) • FCA (Forward Collision-avoidance Assist) (car/pedestrian/bicycle) • ISLA (Intelligent Speed Limit Assist) • MSLA (Manual Speed Limit Assist) • FCA-J (Forward Collision-avoidance Assist - Junction Turning) • LFA (Lane Following Assist) • HDA (Highway Driving Assist)
		Infotainment 14.5 inch screen with navigation, DAB radio & Genesis Connected Services • Apple Carplay & Android Auto • Speakers front door • Speakers rear door low • Tweeter, external amp & centre (front) speaker • Steering wheel audio remote control • Bluetooth • Voice recognition
		Convenience Preview ECS (Electronic Control Suspension) • Manual tilt & telescopic steering wheel • EPB (Electric Parking Brake) with autohold • Rear vanity mirror • Isofix child anchor: upper & lower (rear) • Child door lock (manual) • Temporary Mobility Kit (TMK) • Auto headlights & dusk sensor • Front side laminated glass • Windshield acoustic film • Smart key & button start • Immobilizer • Central door lock driver's & passenger's control • 8 inch dashboard cluster TFT display • Electrochromatic inside rear view mirror • Drive mode select • Paddle shifter • Front & rear parking sensors • RVM (Rear View Monitor) with dynamic guidelines on screen • Rain sensor • Manual rear tailgate opening • 12V-Power outlet center console • USB charger in rear armrest (2 Ports) • 2-zone climate control • Rear air condition: manual • 2nd row heating floor output • Auto window defogger • Cabin Filter • Wireless phone charger front

¹ All prices are retail prices of Genesis Motor Deutschland GmbH with delivery and registration fees, including VAT.

² For more information on official fuel/power consumption and CO₂-emission data for new cars, please refer to the "Guide on the Fuel Economy, CO₂-Emissions and Power Consumption of All New Passenger Car Models Offered for Sale on the German Market" published free of charge by DAT Deutsche Automobil Treuhand GmbH, Hellmuth-Hirth-Straße 1, D-73760 Ostfildern, Germany, <https://www.dat.de/co2>.

The consumption and emission values shown on the Genesis website are based on the Worldwide Harmonised Light Vehicles Test Procedure (WLTP). Further information on the WLTP measurement procedures can be found at <https://www.genesis.com/de/de/wltp.html>.

Model Line	Price	Luxury includes main standard features of Premium	
Luxury	Petrol 2.5T 8AT AWD 224 kW (304 PS) L9G1 / GX3 61,880 €¹	Wheels	Alloy wheels 19 inch (B-Type)
	Genesis G80 2.5T AWD 224 kW (304 PS) petrol, 8-speed gearbox - energy consumption combined 9.3 l/100 km; CO ₂ -emissions combined: 210 g/km; CO ₂ -class: G; (according to WLTP) ²	Interior	Real wood interior trim • Leather steering wheel heated
	Petrol 2.5T 8AT RWD 224 kW (304 PS) L9G1 / GX4 59,780 €¹	Seats	Leatherette dashboard • Leather seat cover • Quilting for seats
	Genesis G80 2.5T RWD 224 kW (304 PS) petrol, 8-speed gearbox - energy consumption combined 8.6 l/100 km; CO ₂ -emissions combined: 195 g/km; CO ₂ -class: G; (according to WLTP) ²	Convenience	Electric rear tailgate opening • 3-zone climate control • Premium Cabin Filter

Model Line	Price	Sport includes main standard features of Premium	
Sport	Petrol 2.5T 8AT AWD 224 kW (304 PS) L9G1 / GX5 62,080 €¹	Exterior	Sports appearance (Specific front & rear bumper, dark glossy chrome grill, dark glossy chrome daylight opening, dark glossy side sill & trunk lid molding, black bezel at headlamps, specific rear muffler design)
	Genesis G80 2.5T AWD 224 kW (304 PS) petrol, 8-speed gearbox - energy consumption combined 9.3 l/100 km; CO ₂ -emissions combined: 210 g/km; CO ₂ -class: G; (according to WLTP) ²	Wheels	Brake caliper colour black with GENESIS lettering • Alloy wheels 19 inch (C-Type)
	Petrol 2.5T 8AT RWD 224 kW (304 PS) L9G1 / GX6 59,980 €¹	Interior	Aluminium interior trim • Specific 3-spoke steering wheel with stitching • Metal pedals
	Genesis G80 2.5T RWD 224 kW (304 PS) petrol, 8-speed gearbox - energy consumption combined 8.6 l/100 km; CO ₂ -emissions combined: 195 g/km; CO ₂ -class: G; (according to WLTP) ²	Seats	Leatherette dashboard • Leather seat cover • Quilting for seats
		Convenience	Electric rear tailgate opening • 3-zone climate control • Premium Cabin Filter

¹ All prices are retail prices of Genesis Motor Deutschland GmbH with delivery and registration fees, including VAT.

² For more information on official fuel/power consumption and CO₂-emission data for new cars, please refer to the "Guide on the Fuel Economy, CO₂-Emissions and Power Consumption of All New Passenger Car Models Offered for Sale on the German Market" published free of charge by DAT Deutsche Automobil Treuhand GmbH, Hellmuth-Hirth-Straße 1, D-73760 Ostfildern, Germany, <https://www.dat.de/co2>.

The consumption and emission values shown on the Genesis website are based on the Worldwide Harmonised Light Vehicles Test Procedure (WLTP). Further information on the WLTP measurement procedures can be found at <https://www.genesis.com/de/de/wltp.html>.

COLOURS AND TRIM

EXTERIOR COLOURS – PREMIUM

Solid	Metallic	Pearl	Pearl & Metallic
Alta White 0 €	Savile Silver 820 € Makalu Grey 820 €	Uyuni White 820 €	Capri Blue 820 € Tasman Blue 820 € Vik Black 820 €

EXTERIOR COLOURS – LUXURY


Solid	Metallic	Pearl	Pearl & Metallic	Matte
Alta White 0 €	Savile Silver 820 € Makalu Grey 820 €	Uyuni White 820 €	Capri Blue 820 € Tasman Blue 820 € Vik Black 820 € Hollasan Green 820 €	Bond Silver 1,240 € Makalu Grey Matte 1,240 €

EXTERIOR COLOURS – SPORT

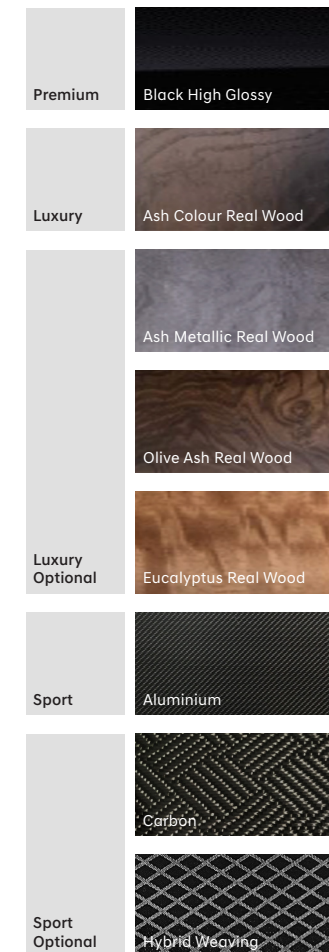
Solid	Metallic	Pearl	Pearl & Metallic	Matte
Alta White 0 €	Savile Silver 820 € Makalu Grey 820 €	Uyuni White 820 €	Vatna Grey 820 € Kawah Blue 820 € Capri Blue 820 € Tasman Blue 820 €	Vik Black 820 € Cavendish Red 820 € Bond Silver 1,240 € Makalu Grey Matte 1,240 €

COLOURS AND TRIM

INTERIOR COLOURS



TRIM



WHEELS AND TYRES



19" Alloy
Hyper Silver A-Type
Premium Standard



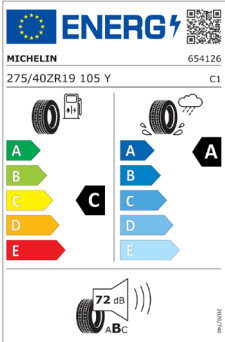
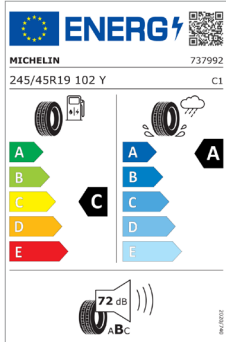
19" Alloy
Hyper Silver B-Type
Premium Optional
Luxury Standard



19" Alloy
Design C-Type
Sport Standard




Summer
Pilot Sport 4
245/45 R19 (FW)
275/40 R19 (RW)



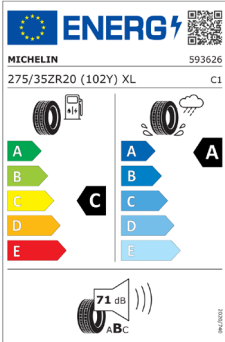
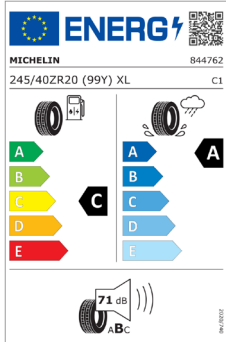
20" Alloy
Medium Sputtering
Luxury Optional



20" Alloy
Design B-Type
Sport Optional



Summer
Pilot Sport 4 S
245/40 R20 (FW)
275/35 R20 (RW)



OPTIONAL EQUIPMENT

Model Line	Available extras and packs		
Premium Luxury Sport	Innovation Pack	Child door lock (auto) • Reverse PCA (Parking Collision-avoidance Assist) • Dual front LED headlamps (low & high projection) with adaptive driving beam • 12.3 inch dashboard cluster 3D TFT display • Head-up display • FCA-JX (Forward Collision-avoidance Assist – Junction Turning & Crossing) • RSPA (Remote Smart Parking Assist) • SVM (Surround View Monitor cameras) • Rear seat alert • BVM (Blind-spot View Monitor) • HDA (Highway Driving Assist) II	3,980 €
	Convenience Pack <i>(Standard already in Luxury & Sport)</i>	Leather steering wheel heated • Electric rear tailgate opening • 3-zone climate control • Premium Cabin Filter	1,300 €
	Sunroof	Electric panoramic sunroof • Personal lamp (LED)	1,610 €
	Wheels <i>(Standard already in Luxury)</i>	Alloy wheels 19 inch (B-Type)	400 €
Only available on Luxury & Sport	Comfort Seat Pack	Electric tilt & telescopic steering wheel with memory seat • Electrochromatic outside rear view mirror • Memory function for driver • Ergo motion seats (driver & passenger) • Passenger seats adjustment on side bolster for rear leg room • Electric cushion extension (driver & passenger) • Electric side bolster cushion & back cushion air support system (driver & passenger) • Ventilated seats (front) • Touch power seat adjustment switch	2,280 €
	Lexicon Audio System	Lexicon audio system • Speakers rear package tray • Tweeter (FRT & RR), external amp (MID), centre (FRT) & Surround Sound	870 €
	Comfort Seat & Executive Pack	Electric tilt & telescopic steering wheel with memory seat • Electrochromatic outside rear view mirror • Memory function for driver • Ergo motion seats (driver & passenger) • Passenger seats adjustment on side bolster for rear leg room • Electric cushion extension (driver & passenger) • Electric side bolster cushion & back cushion air support system (driver & passenger) • Touch power seat adjustment switch • Laminated rear glass • Electric adjustment for rear seats • Rear centre armrest with controls • Heated seats (front & rear) • Ventilated seats (front & rear) • Front & rear soft door close • Dual rear monitor • Manual rear side curtain • Electric rear glass curtain • Wireless phone charger rear and USB data port (replacing USB Charger (2 Ports))	6,900 €
Only available on Luxury	Wheels	Alloy wheels 20 inch (A-Type)	700 €
	Nappa Leather Seat Pack	Nappa leather seat cover • Suede headlining • Suede A/B/C pillars • Suede sunvisor (driver & passenger) • Leather upper console • Ash metallic real wood or olive ash real wood or eucalyptus real wood interior trim	2,850 €
Only available on Sport	Brake Caliper Color	Red	320 €
	Nappa Leather Seat Pack	Nappa leather seat cover • Suede headlining • Suede A/B/C pillars • Suede sunvisor (driver & passenger) • Leather upper console • Carbon or hybrid weaving grain interior trim	2,850 €
	Carbon/Hybrid Weaving Interior Trim	Carbon or hybrid weaving grain interior trim	270 €
	Wheels	Alloy wheels 20 inch (B-Type)	700 €

TECHNICAL SPECIFICATIONS

BODY

	2.5T AWD AT8	2.5T RWD AT8
No. of doors / seats	4 / 5	
Length / Width / Height (running order)	4995 mm / 1925 mm / 1465 mm	
Wheelbase	3010 mm	
Width, mirror folded / deployed	1970 mm / 2115 mm	
Track, front / rear	1630 mm / 1637 mm	
Overhang, front / rear	845 mm / 1140 mm	
Minimum ground clearance	140 mm	
Minimum turning circle	11.62 m	
Fuel tank capacity	65 l	
Mass in running order (minimum)	1930 kg	1860 kg
Max. load mass	2450 kg	2380 kg
Max. mass on each axle, front / rear	1300 kg / 1405 kg	
Luggage comp. capacity (VDA)	424 l	
Roof load	100 kg	
Coefficient of drag	0.27	

TRANSMISSION

	2.5T AWD AT8	2.5T RWD AT8
Transmission Type of Gearbox	8 speed automatic	
Gear ratios: I	3.665	
Gear ratios: II	2.396	
Gear ratios: III	1.610	
Gear ratios: IV	1.190	
Gear ratios: V	1.000	
Gear ratios: VI	0.832	
Gear ratios: VII	0.643	
Gear ratios: VIII	0.556	
Gear ratios: Rev	2.273	

DRIVING DYNAMICS AND SAFETY

	2.5T AWD AT8	2.5T RWD AT8
Suspension type, front	Multi Link	
Suspension type, rear	Multi Link	
Brake type, front	4 pot-caliper brake, Φ 360 mm	
Brake type, rear	1 pot-caliper brake, Φ 345 mm	
Euro NCAP rating	5 stars	
Steering ratio	11.20	
Tyres, front / rear	245/45 R19 / 275/40 R19 245/40 R20 / 275/35 R20	
Rims, front / rear	8.5J x 19 / 9.5J x 19 8.5J x 20 / 9.5J x 20	

ENGINE

	2.5T AWD AT8	2.5T RWD AT8
Cylinder config./valves in-line	I4 / 16-VALVE HLA	
Effective capacity	2497 cm ³	
Bore x Stroke	88.5 mm x 101.5 mm	
Compression ratio	10.5	
Max. output	224kW (304 PS) / 5800rpm	
Max. torque	422 Nm / 1650–4000 rpm	

FUEL CONSUMPTION AND EMISSIONS - WLTP*

	2,5T AWD AT8	2,5T RWD AT8
Combined (low/high)	205 / 210 g/km	189 / 195 g/km
Combined (low/high)	9.1 / 9.3 l/100 km	8.3 / 8.6 l/100 km
LOW phase (low/high)	321 / 325 g/km	303 / 307 g/km
MID phase (low/high)	205 / 211 g/km	187 / 193 g/km
HIGH phase (low/high)	172 / 178 g/km	159 / 159 g/km
EXTRA HIGH phase (low/high)	191 / 195 g/km	174 / 182 g/km
LOW phase (low/high)	14.1 / 14.3 l/100 km	13.3 / 13.5 l/100 km
MID phase (low/high)	9.0 / 9.3 l/100 km	8.2 / 8.5 l/100 km
HIGH phase (low/high)	7.6 / 7.9 l/100 km	7.0 / 7.2 l/100 km
EXTRA HIGH phase (low/high)	8.4 / 8.6 l/100 km	7.7 / 8.0 l/100 km
CO ₂ -class	G	
Emission rating	Euro 6D	

PERFORMANCE

	2.5T AWD AT8	2.5T RWD AT8
Acceleration 0–100 km/h	6.3 sec	6.0 sec
Acceleration 80–120 km/h	4.2 sec	4.0 sec
Top speed	250 km/h	

* The consumption and emission values shown were determined according to the statutory legal measurement procedures. The fuel consumption and emission values shown are based on the Worldwide Harmonised Light Vehicles Test Procedure (WLTP). Further information on the WLTP measurement procedures can be found at <https://www.genesis.com/de/en/wltp.html>. The optional equipment you have selected during configuration may result in your configured model corresponding to a different approved vehicle type than a vehicle without the optional equipment. This may also cause deviations in the values for the configured model.

For more information on official fuel consumption and CO₂ emission data for new cars, please refer to the 'Guide on the Fuel Economy, CO₂ Emissions and Power Consumption of All New Passenger Car Models Offered for Sale on the German Market' published free of charge by DAT Deutsche Automobil Treuhand GmbH, Hellmuth-Hirth-Straße 1, D-73760 Ostfildern, Germany, www.dat.de/co2/.