

# GENESIS G80



Model shown is the G80 Premium and includes options available at an additional cost. All prices are recommended retail prices of Genesis Motor UK Limited incl. statutory VAT. Additional delivery costs, which vary according to your location, may apply.

## GENESIS G80

Model Line

Engine

Colour

Optional Equipment

Model Line	Price OTR <sup>+</sup>	Main standard features
Premium	Petrol 2.5T 8AT AWD 224 kW (304 PS) L9G1 / GX1 <b>£45,655</b>	<b>Exterior</b> Dual front LED headlamps (low & high projection) • LED Daytime Running Light (DRL) • LED rear stop lamp • LED rear fog lamps • LED side fender lamp • LED rear combination lamp • Lighting backup guidelines • Outside rear mirrors electrical adjustment, heated & electrical folding • Puddle lamp with logo • Single rear muffler (black paint) & chrome coating (dual muffler for Petrol) • Outside door handles chrome coating
		<b>Wheels</b> Front & rear brake ventilated disc • Brake caliper colour silver with GENESIS lettering • Alloy wheels 19 inch (A-Type) • Michelin summer tyre (Pilot Sport 4) • Tyre pressure monitoring system
		<b>Interior</b> Centre armrest with box • Drink holder at centre armrest • Black high glossy interior trim • Leather steering wheel • Fabric headlining • Fabric A/B/C pillars • Fabric sunvisor (driver & passenger) • Console storage box with dual pop up
		<b>Seats</b> Leatherette Dashboard • Leatherette seat cover • Headrest adjustment (up/down & tilt) • Electric seat adjustment (driver & passenger) • Electric lumbar support (driver & passenger) • Electric height adjuster (driver & passenger) • Electric cushion tilt-up (driver) • Rear bench fixed for 3 passengers • Heated seats (front)
		<b>Safety</b> Driver & passenger airbag • Front thorax & pelvis, rear thorax & side curtain (FF & RR) airbag • Driver knee airbag • Centre side (front) airbag • ABS + ESC + HAC + MCB (Multi-Collision Brake) • eCall (Europe)
		<b>Advanced safety</b> SCC (Smart Cruise Control) with stop & start • BCA (Blind-spot Collision-avoidance Assist) • LKA (Lane Keeping Assist) • FCA (Forward Collision-avoidance Assist) (car/pedestrian/bicycle) • ISLA (Intelligent Speed Limit Assist) • MSLA (Manual Speed Limit Assist) • FCA-J (Forward Collision-avoidance Assist - Junction Turning) • LFA (Lane Following Assist) • HDA (Highway Driving Assist)
		<b>Infotainment</b> 14.5 inch screen with navigation, DAB radio & Genesis Connected Services • Apple Carplay & Android Auto • Speakers front door • Speakers rear door low • Tweeter, external amp & centre (front) speaker • Steering wheel audio remote control • Bluetooth • Voice recognition
<b>Convenience</b> Preview ECS (Electronic Control Suspension) • Manual tilt & telescopic steering wheel • EPB (Electric Parking Brake) with autohold • Rear vanity mirror • Isofix child anchor: upper & lower (rear) • Child door lock (manual) • Temporary Mobility Kit (TMK) • Auto headlights & dusk sensor • Front side laminated glass • Windshield acoustic film • Smart key & button start • Immobilizer • Central door lock driver's & passenger's control • 8 inch dashboard cluster TFT display • Electrochromatic inside rear view mirror • Drive mode select • Paddle shifter • Front & rear parking sensors • RVM (Rear View Monitor) with dynamic guidelines on screen • Rain sensor • Manual rear tailgate opening • 12V-Power outlet center console • USB charger in rear armrest (2 Ports) • 2-zone climate control • Rear air condition: manual • 2nd row heating floor output • Auto window defogger • Cabin Filter • Wireless phone charger front		

<sup>+</sup>On The Road' price includes vehicle, number plates, delivery, first registration fee, first year VED (Vehicle Excise Duty), 5-Year Care Plan and VAT.

Vehicles with a retail price over £40,000 (including paint, options, delivery and packs) when new, pay an additional £335 per year on top of the standard rate of VED, for five years from the start of the second year VED.

Model Line	Price OTR <sup>+</sup>	Luxury includes main standard features of Premium	
Luxury	Petrol 2.5T 8AT AWD 224 kW (304 PS) L9G1 / GX3 <b>£50,955</b>	Wheels	Alloy wheels 20 inch (A-Type)
		Interior	Real wood interior trim • Leather steering wheel heated
	Petrol 2.5T 8AT RWD 224 kW (304 PS) L9G1 / GX4 <b>£48,955</b>	Seats	Leather seat cover • Quilting for seats
		Convenience	Electric rear tailgate opening • 3-zone climate control • Premium cabin filter
Model Line	Price OTR <sup>+</sup>	Sport includes main standard features of Premium	
Sport	Petrol 2.5T 8AT AWD 224 kW (304 PS) L9G1 / GX5 <b>£50,855</b>	Exterior	Sports appearance (Specific front & rear bumper, dark glossy chrome grill, dark glossy chrome daylight opening, dark glossy sire sill & trunk lid molding, black bezel at headlamps, specific rear muffler design)
		Wheels	Brake caliper colour black with GENESIS lettering • Alloy wheels 19 inch (C-Type)
	Petrol 2.5T 8AT RWD 224 kW (304 PS) L9G1 / GX6 <b>£48,300</b>	Interior	Carbon or hybrid weaving grain interior trim • Specific 3-spoke steering wheel with stitching • Metal pedals • Suede headlining • Suede A/B/C pillars • Suede sunvisor (driver & passenger) • Leather upper console
		Seats	Nappa leather seat cover • Quilting for seats
		Convenience	Electric rear tailgate opening • 3-zone climate control • Premium cabin filter

<sup>+</sup>On The Road' price includes vehicle, number plates, delivery, first registration fee, first year VED (Vehicle Excise Duty), 5-Year Care Plan and VAT.

Vehicles with a retail price over £40,000 (including paint, options, delivery and packs) when new, pay an additional £335 per year on top of the standard rate of VED, for five years from the start of the second year VED.

# COLOURS AND TRIM

## EXTERIOR COLOURS – PREMIUM

Solid	Metallic	Pearl	Pearl & Metallic			
Alta White £0	Savile Silver £750	Uyuni White £750	Capri Blue £750	Tasman Blue £750	Vik Black £750	Makalu Grey £750

## EXTERIOR COLOURS – LUXURY









Solid	Metallic	Pearl	Pearl & Metallic			Matte			
Alta White £0	Savile Silver £750	Makalu Grey £750	Uyuni White £750	Capri Blue £750	Tasman Blue £750	Vik Black £750	Hollasan Green £750	Bond Silver £1,130	Makalu Grey Matte £1,130

## EXTERIOR COLOURS – SPORT


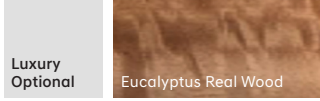
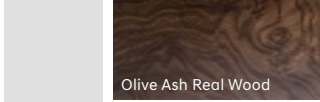
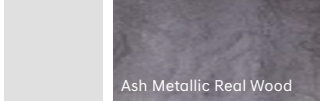
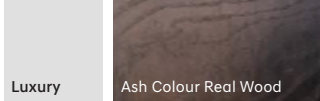

Solid	Metallic	Pearl	Pearl & Metallic					Matte			
Alta White £0	Savile Silver £750	Makalu Grey £750	Uyuni White £750	Vatna Grey £750	Kawah Blue £750	Capri Blue £750	Tasman Blue £750	Vik Black £750	Cavendish Red £750	Bond Silver £1,130	Makalu Grey Matte £1,130

# COLOURS AND TRIM

## INTERIOR COLOURS



## TRIM



Some illustrations show optional equipment.  
 \* Image not available.

# WHEELS AND TYRES



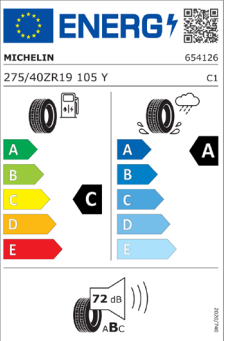
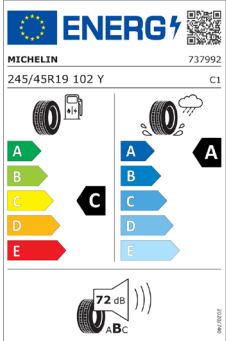
19" Alloy  
Hyper Silver A-Type  
Premium Standard



19" Alloy  
Design C-Type  
Sport Standard



Summer  
Pilot Sport 4  
245/45 R19 (FW)  
275/40 R19 (RW)



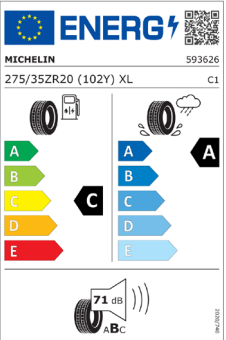
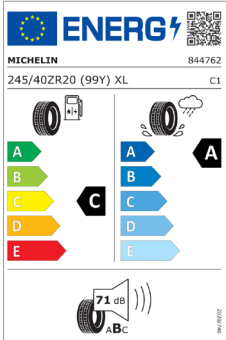
20" Alloy  
Medium Sputtering  
Luxury Standard



20" Alloy  
Design B-Type  
Sport Optional



Summer  
Pilot Sport 4 S  
245/40 R20 (FW)  
275/35 R20 (RW)



## OPTIONAL EQUIPMENT

Model Line	Available extras and packs		
Premium Luxury Sport	<b>Innovation Pack</b>	Child door lock (auto) • Reverse PCA (Parking Collision-avoidance Assist) • Dual front LED headlamps (low & high projection) with adaptive driving beam • 12.3 inch dashboard cluster 3D TFT display • Head-up display • FCA-JX (Forward Collision-avoidance Assist – Junction Turning & Crossing) • RSPA (Remote Smart Parking Assist) • SVM (Surround View Monitor cameras) • Rear seat alert • BVM (Blind-spot View Monitor) • HDA (Highway Driving Assist) II	£3,620
	<b>Sunroof</b>	Electric panoramic sunroof • Personal lamp (LED)	£1,460
Only available on Luxury & Sport	<b>Comfort Seat Pack</b>	Electric tilt & telescopic steering wheel with memory seat • Electrochromatic outside rear view mirror • Memory function for driver • Ergo motion seats (driver & passenger) • Passenger seats adjustment on side bolster for rear leg room • Electric cushion extension (driver & passenger) • Electric side bolster cushion & back cushion air support system (driver & passenger) • Ventilated seats (front) • Touch power seat adjustment switch	£2,070
	<b>Lexicon Audio System</b>	Lexicon audio system • Speakers rear package tray • Tweeter (FRT & RR), external amp (MID), centre (FRT) & Surround Sound	£790
	<b>Nappa Leather Seat Pack</b> <small>(Already included on Sport)</small>	Nappa leather seat cover • Suede headlining • Suede A/B/C pillars • Suede sunvisor (driver & passenger) • Leather upper console	£2,580
	<b>Comfort Seat &amp; Executive Pack</b>	Electric tilt & telescopic steering wheel with memory seat • Electrochromatic outside rear view mirror • Memory function for driver • Ergo motion seats (driver & passenger) • Passenger seats adjustment on side bolster for rear leg room • Electric cushion extension (driver & passenger) • Electric side bolster cushion & back cushion air support system (driver & passenger) • Touch power seat adjustment switch • Laminated rear glass • Electric adjustment for rear seats • Rear centre armrest with controls • Heated seats (front & rear) • Ventilated seats (front & rear) • Front & rear soft door close • Dual rear monitor • Manual rear side curtain • Electric rear glass curtain • Wireless phone charger rear and USB data port (replacing USB Charger (2 Ports))	£6,270
Only available on Sport	<b>Brake Caliper Color</b>	Red	£290
	<b>Wheels</b>	Alloy wheels 20 inch (B-Type)	£640

# TECHNICAL SPECIFICATIONS

## BODY

	2.5T AWD AT8	2.5T RWD AT8
No. of doors / seats	4 / 5	
Length / Width / Height (running order)	4995 mm / 1925 mm / 1465 mm	
Wheelbase	3010 mm	
Width, mirror folded / deployed	1970 mm / 2115 mm	
Track, front / rear	1630 mm / 1637 mm	
Overhang, front / rear	845 mm / 1140 mm	
Minimum ground clearance	140 mm	
Minimum turning circle	11.62 m	
Fuel tank capacity	65 l	
Mass in running order (minimum)	1930 kg	1860 kg
Max. load mass	2450 kg	2380 kg
Max. mass on each axle, front / rear	1300 kg / 1405 kg	
Luggage comp. capacity (VDA)	424 l	
Roof load	100 kg	
Coefficient of drag	0.27	

## TRANSMISSION

	2.5T AWD AT8	2.5T RWD AT8
Transmission Type of Gearbox	8 speed automatic	
Gear ratios: I	3.665	
Gear ratios: II	2.396	
Gear ratios: III	1.610	
Gear ratios: IV	1.190	
Gear ratios: V	1.000	
Gear ratios: VI	0.832	
Gear ratios: VII	0.643	
Gear ratios: VIII	0.556	
Gear ratios: Rev	2.273	

## DRIVING DYNAMICS AND SAFETY

	2.5T AWD AT8	2.5T RWD AT8
Suspension type, front	Multi Link	
Suspension type, rear	Multi Link	
Brake type, front	4 pot-caliper brake, $\Phi$ 360 mm	
Brake type, rear	1 pot-caliper brake, $\Phi$ 345 mm	
Euro NCAP rating	5 stars	
Steering ratio	11.20	
Tyres, front / rear	245/45 R19 / 275/40 R19 245/40 R20 / 275/35 R20	
Rims, front / rear	8.5J x 19 / 9.5J x 19 8.5J x 20 / 9.5J x 20	

## ENGINE

	2.5T AWD AT8	2.5T RWD AT8
Cylinder config./valves in-line	I4 / 16-VALVE HLA	
Effective capacity	2497 cm <sup>3</sup>	
Bore x Stroke	88.5 mm x 101.5 mm	
Compression ratio	10.5	
Max. output	224kW (304 PS) / 5800 rpm	
Max. torque	422 Nm / 1650-4000 rpm	

## FUEL CONSUMPTION AND EMISSIONS - WLTP\*

	2.5T AWD AT8	2.5T RWD AT8
Low	19.8 - 20.0 mpg (14.3 - 14.1) l/100 km	20.9 - 21.2 mpg (13.5 - 13.3) l/100 km
Mid	30.3 - 31.3 mpg (9.3 - 9.0) l/100 km	33.3 - 34.4 mpg (8.5 - 8.2) l/100 km
High	36.0 - 37.2 mpg (7.9 - 7.6) l/100 km	39.4 - 40.3 mpg (7.2 - 7.0) l/100 km
Extra High	32.9 - 33.5 mpg (8.6 - 8.4) l/100 km	35.1 - 36.8 mpg (8.0 - 7.7) l/100 km
Combined	30.5 - 31.2 mpg (9.3 - 9.1) l/100 km	32.9 - 33.9 mpg (8.6 - 8.3) l/100 km
Combined CO2	210 - 205 g/km	195 - 189 g/km
Emission rating	Euro 6D	

## PERFORMANCE

	2.5T AWD AT8	2.5T RWD AT8
Acceleration 0-62 mph	6.3 sec	6.0 sec
Acceleration 50-75 mph	4.2 sec	4.0 sec
Top speed	155 mph	

\*The consumption and emission values shown were determined according to the statutory legal measurement procedures. The fuel consumption and emission values shown are based on the Worldwide Harmonised Light Vehicles Test Procedure (WLTP). Further information on the WLTP measurement procedures can be found at <https://www.genesis.com/uk/en/wltp.html>. Due to the more realistic test conditions, the fuel consumption and CO<sub>2</sub> emission values measured in accordance with the WLTP are often higher than those measured according to the NEDC.