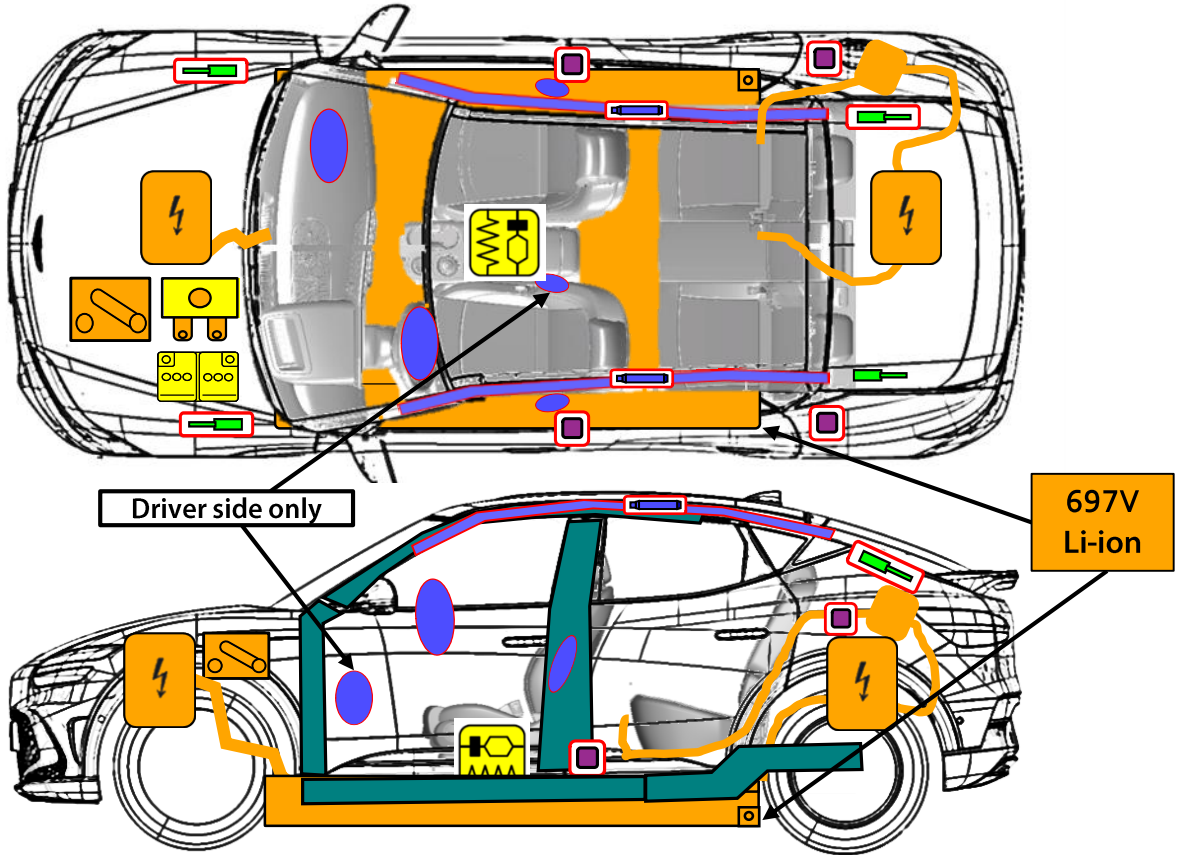




**Genesis GV60**  
SUV, 5 doors  
From November 2021



	Airbag		Stored gas inflator		Seat belt pretensioner		SRS control unit		Pedestrian protection active system
	Automatic rollover protection system		Gas strut / Preloaded spring		High strength zone		Zone requiring special attention		High voltage component
	Battery low-voltage		Ultra-capacitor, low voltage		Fuel tank		Gas tank		Safety value
	Battery pack, high-voltage		High voltage power cable		High voltage device that disconnects high voltage		Fuse box disabling high voltage		High voltage ultra capacitor

# 1. Identification / recognition

## GENESIS Symbol Mark



## GENESIS Emblem



## Car Name




## Charging door



# 2. Immobilisation / stabilisation / lifting

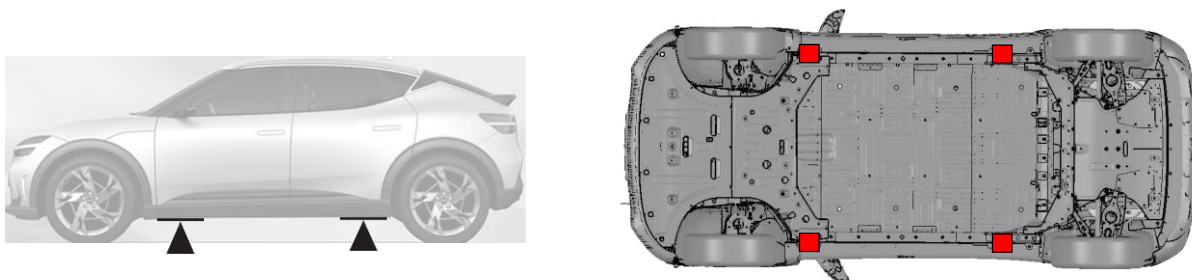
## ■ Immobilisation



1. Chock the wheels and pull the switch to set the parking brake.

2. For EV vehicles, shift into park (P) gear.

## ■ Lifting points under the vehicle:



# 3. Disable direct hazards / safety regulations


## ■ Access to the battery



1. Pull the release lever



2. Raise the hood



3. Battery in the engine compartment

## Disabling procedure

Low voltage battery (12 V)



① Turn the ignition switch off

② Disconnect the negative(-) terminal


③ Disconnect the positive(+) terminal

High voltage battery



① Open cover of the fuse box in the engine compartment

② Pull up the yellow lever in the high voltage cut-off switch



## 4. Access to the occupants

### Seat adjustment



### Steering column adjustment



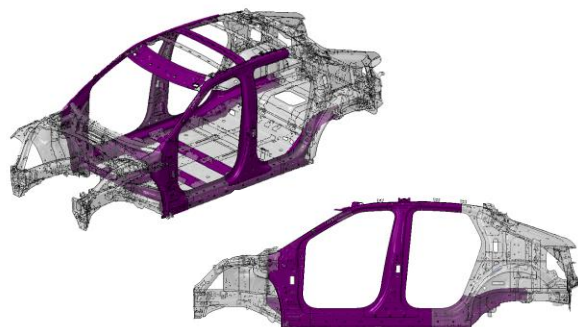
### Door handle



When the door outer handle doesn't pop-out, push the front side inwards.

### Vehicle Body

Hardened Steel(100K↑)



### Glass

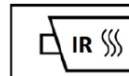


1: Laminated / 2-1: Tempered / 2-2: Tempered, Laminated(OPT) / 3: Tempered / 4: Tempered

## 5. Stored energy / liquids / gases / solids

	697V						
	12V						
	with heat pump						
	R-134a					950g	
	R-1234yf					900g	

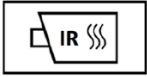
When coolant leaks from the battery pack, it can become unstable with risk of thermal runaway. Check battery pack temperature with thermal imaging camera.



## 6. In case of fire

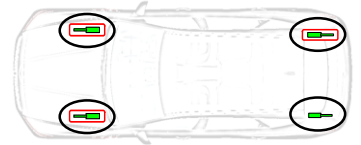


Use large amount of water



**BATTERY RE-IGNITION!**

- Gas Strut/ Preloaded spring



Risk of missile effect of hood and tailgate


## 7. In case of submersion



Do not touch any of the high-voltage components or cables including the high voltage cut-off switch, as doing so poses an electrocution hazard. Work on the vehicle only after the vehicle has been pulled out of the water.

## 8. Towing / transportation / storage

OK :

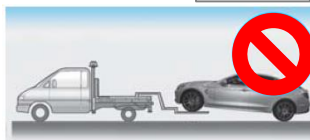


Dollies



Dollies

Not OK :



## 10. Explanation of pictograms used

	Electric vehicle		Warning high voltage
	Caution		Risk of flammability
	Risk of corrosive material/substances		Risk of damaging human health
	Risk of an explosion		Risk of acute toxicity
	Air-conditioning component		Warning low temperature
	Use IR Camera (thermal imaging)		Use water to extinguish the fire
	Bonnet		