

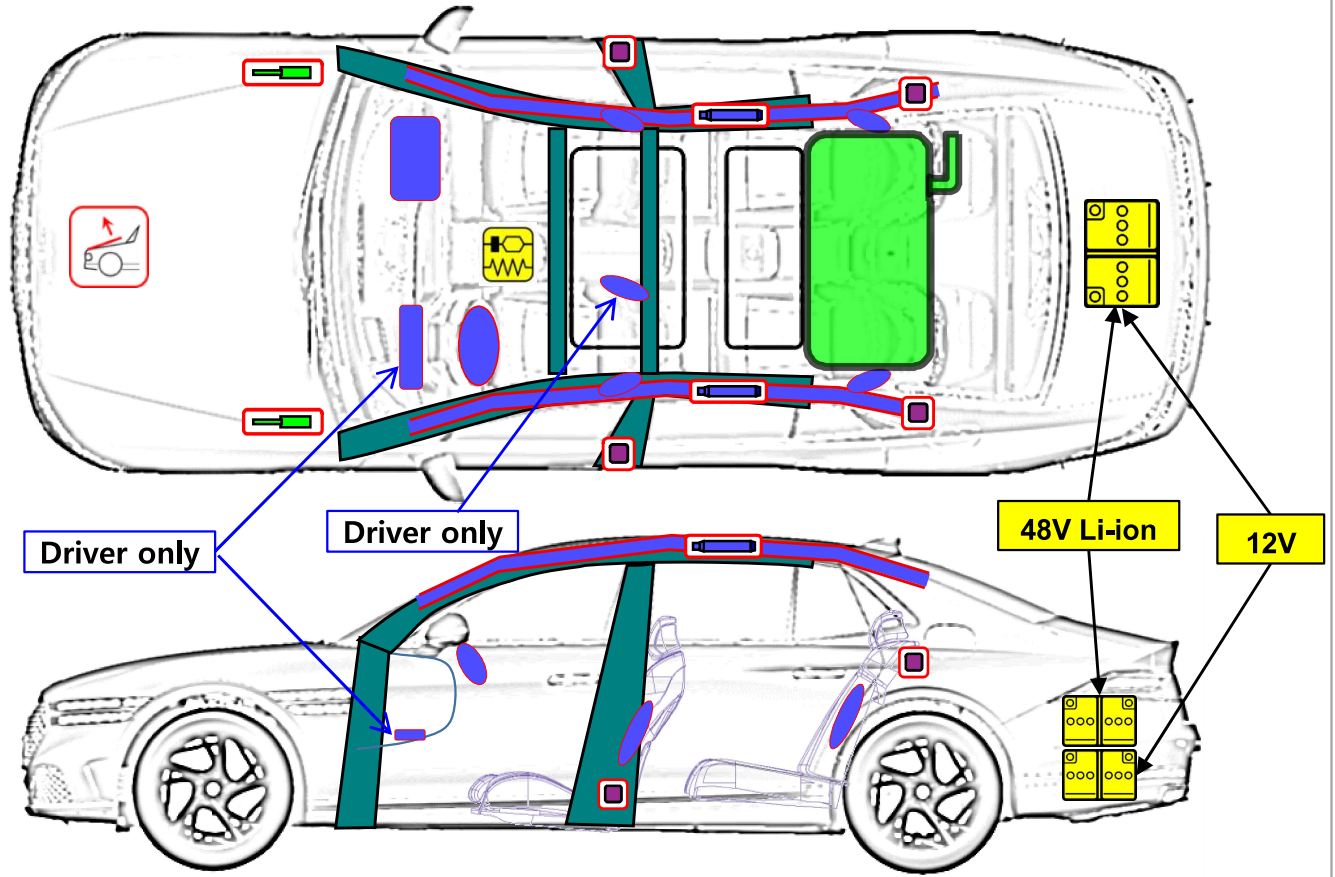


Genesis G90

Sedan, 4 door
From October 2023



Reserved for holes (paper version)



	Airbag		Stored gas inflator		Seat belt pretensioner		SRS control unit		Pedestrian protection active system
	Automatic rollover protection system		Gas strut / Preloaded spring		High strength zone		Zone requiring special attention		High voltage component
	Battery low-voltage		Ultra-capacitor, low voltage		Fuel tank		Gas tank		Safety value
	Battery pack, high-voltage		High voltage power cable		High voltage device that disconnects high voltage		Fuse box disabling high voltage		High voltage ultra capacitor

1. Identification / recognition



Notice:

Model variant with long wheel base exist.

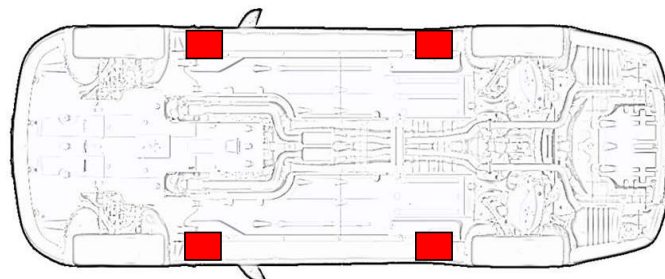
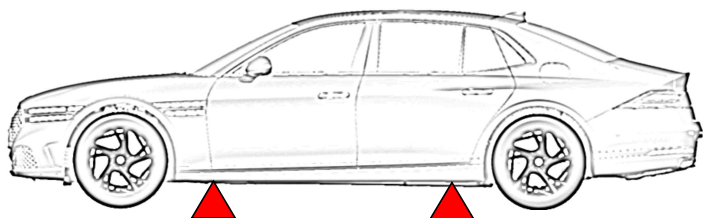
➔ **No optical changes, just longer!**

2. Immobilisation / stabilisation / lifting



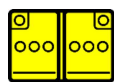
- 1. Chock the wheels and pull the switch
- to set the parking brake.

- 2. For automatic vehicles, push the P (park) button to select the P (park) position.



3. Disable direct hazards / safety regulations

48V [LI ION] Battery:



Access:



Remove the luggage cover and foam



Inlet/ outlet duct and 48V battery system

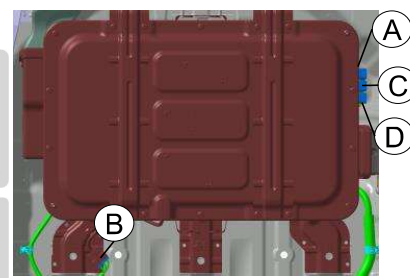
Disabling:

Wait 10min and get access to the 48V battery shown above

Disconnect Ground cable (A) and 12V battery cable (B)

Disconnect 48V cable (C)

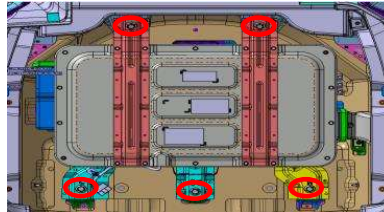
Disconnect the BMS EXTN wire (D)



12V Battery:



12V battery is located under the 48V battery.

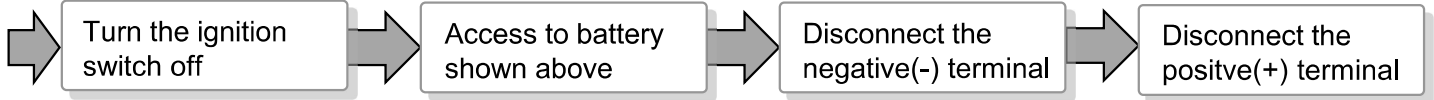


Disassemble the 5 bolts(M12) of each Red Circle position.




You can find 12V battery after disassemble 48V battery (upper procedure)

Disabling:



4. Access to the occupants

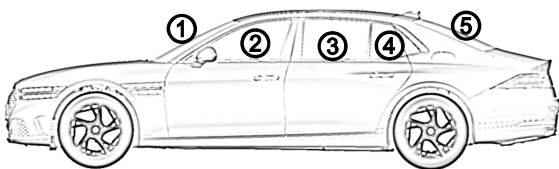
Steering column adjustment:



Seat adjustment:



Glass:



Vehicle body:

- 1) Laminated
- 2) Laminated
- 3) Laminated
- 4) Laminated
- 5) Laminated



5. Stored energy / liquids / gases / solids

		73l	
		48V	R-1234yf 700+-25g



WHEN COOLANT LEAKS FROM THE BATTERY PACK, IT CAN BECOME UNSTABLE WITH RISK OF THERMAL RUNAWAY. CHECK BATTERY PACK TEMPERATURE WITH THERMAL IMAGING CAMERA



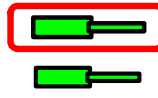
6. In case of fire



BATTERY RE-IGNITION!



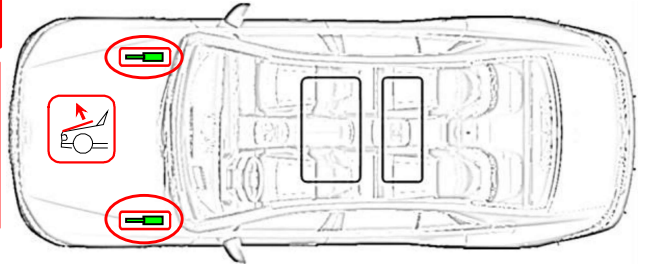
Gas strut!



Risk of missile effect of hood.



Pedestrian protection active system → Pyrotechnical actuators



7. In case of submersion

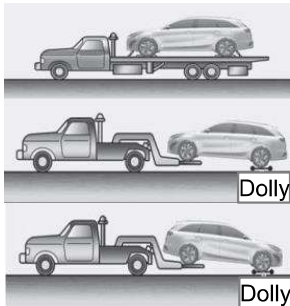


Do not touch any of the 48V components or cables, as doing so poses an electrocution hazard. Work on the vehicle only after the vehicle has been pulled out of the water.



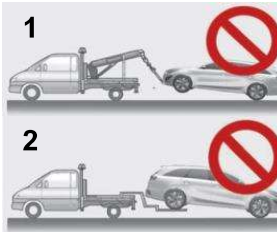
8. Towing / transportation / storage

OK

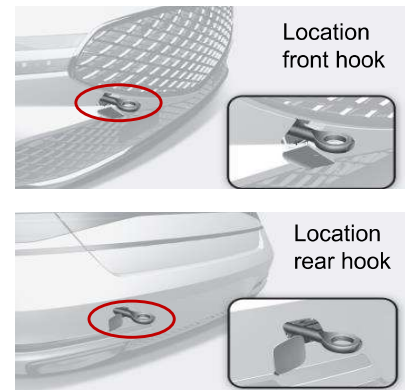


Notice: AWD (All Wheel Drive) vehicle must be towed with all wheels off the ground, either on a flatbed tow truck or using dollies.

Not OK



Notice : Do not tow with sling-type equipment (1). Do not tow the vehicle with the front wheels on the ground as this may cause damage to the vehicle (2).



STORE AT SAFE DISTANCE FROM OTHER VEHICLES!

10. Explanation of pictograms used

	Gasoline vehicle		Fuel tank content gasoline/ethanol		Bonnet
	General warning sign		Air-conditioning component		Boot
	Corrosives		Hazardous to the human health		Flammable
	Explosive		Acute toxicity		Environmental hazard
	Use thermal Infrared camera		Pedestrian protection active system		