

GENESIS G70



All prices are retail prices of Genesis Motor Switzerland AG including delivery and VAT, excluding registration fees. Including our 5 Year Care Plan and 5 years' warranty, according our 5 year Care Plan and warranty terms and conditions.

GENESIS G70

Model Line

Engine

Colour

Optional Equipment

Model Line	Price	Main standard features
Sport	58'700 CHF¹ Diesel 2.2 8AT AWD 147 kW (200 PS) 2FC5K / DX4 Total consumption (combined): 7.4 l/100 km; CO ₂ emissions (combined): 204 g/km (according to WLTP). Energy efficiency class: E. ²	Exterior Dual front LED headlamps (low & high projection) including high beam assist • Dual rear muffler (Single twin muffler for diesel) black paint & chrome coating (only on petrol) • Rear diffusor in body color (ONLY ON PETROL) • Electrochromatic outside rearview mirror • LED Daytime Running Light (DRL) • LED rear stop lamp • LED rear fog lamps • LED rear combination lamp • Lighting backup guidelines • Outside rearview mirrors electrical adjustment, heated & electrical folding • Outside door handles in body color • Puddle lamp with logo • Sport Appearance • Upper chrome radiator grille (only for pearl or metallic exterior color)
		Wheels Brembo premium brakes • Alloy wheels 19 inch (Dark Sputtering) • Brake caliper colour red (NOT AVAILABLE FOR EXTERIOR COLOURS "HALLASAN GREEN" AND "CAVENDISH RED") • Tire pressure monitoring system • Michelin Tires
		Interior Center armrest • Console storage box • Drink holder at center armrest • Leather knob • Perforated leather with metal grain steering wheel • Soft paint interior trim • Fabric headlining • Fabric A/B/C pillars • Sunvisor (driver & passenger) • Heated steering wheel • Metal pedals
		Seats Electric lumbar support (driver) • Electric seat adjustment (driver & passenger) • Headrest adjustment (up/down/back/forth) • Electric height adjustment (driver) • Leatherette dashboard • Leather seat cover • 60:40 split back folding & cushion for 3 passengers • Heated seats (front)
		Safety Driver & passenger airbag • Front thorax & pelvis, rear thorax & side curtain (FF & RR) airbag • Driver knee airbag • Centre side (front) airbag • ABS + ESC + HAC + MCB (Multi-Collision Brake) • eCall (Europe)
		Advanced safety SCC (Smart Cruise Control) with stop & start • Rear BCA (Blind-spot Collision-avoidance Assist) • LKA (Lane Keeping Assist) • FCA (Forward Collision-avoidance Assist) • ISLA (Intelligent Speed Limit Assist) • MSLA (Manual Speed Limit Assist) • LFA (Lane Following Assist) • HDA (Highway Driving Assist)
		Infotainment 10.25 inch screen with navigation, DAB radio & Genesis Connected Services • Apple Carplay & Android Auto • Speakers front door • Speakers rear door low • Tweeter • Steering wheel audio remote control • Bluetooth voice recognition
Convenience Manual tilt & telescopic steering wheel • EPB (Electric Parking Brake) with autohold • ISOFIX child anchor: upper & lower (rear) • Temporary Mobility Kit (TMK) • Auto headlights & dusk sensor • Front side laminated glass • Windshield acoustic film • Smart key & button start • Immobilizer • Central door lock driver's control • 8 inch dashboard cluster TFT display • Electrochromatic interior mirror (ECM) with homelink • Individual drive mode • Front & rear parking sensors • RVM (Rear View Monitor camera) with dynamic guidelines on screen • Rain sensor • 12V power outlet for front • USB charger console inside (1 port) • Wireless phone charger • 1 USB charger in front • Rear USB charger console outside (2 ports) • Front air condition with dual zone adjustment • Auto window defogger • Auto up/down windows • Seat occupant detection • Premium interior cabin filter • Air purification • Paddle shifter • Electric rear tailgate opening • ECS (Electronic Control Suspension)		

¹ Consumption and CO₂ information, efficiency classes and other technical information can be found on page 5, 6 and 7.

² The values are based on the Worldwide Harmonized Light Vehicles Test Procedure (WLTP). Further information on the WLTP measurement procedure can be found at <https://www.genesis.com/ch/en/wltp.html>

COLOURS AND TRIM

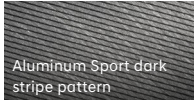
EXTERIOR COLOURS – SPORT

Solid	Metallic	Pearl	Pearl Metallic	Matte								
Alta White 0 CHF	Savile Silver 920 CHF	Makalu Grey 920 CHF	Capri Blue 920 CHF	Uyuni White 920 CHF	Tasman Blue 920 CHF	Vatna Grey 920 CHF	Kawah Blue 920 CHF	Vik Black 920 CHF	Hallasan Green 920 CHF	Cavendish Red 920 CHF	Bond Silver 1390 CHF	Makalu Grey Matte 1390 CHF

INTERIOR COLOURS

Sport Standard (leather)			
Sport Optional (nappa leather)			

TRIM

Sport	
-------	---

Some illustrations show optional equipment.

WHEELS AND TYRES



19" Alloy
Dark Sputtering
Sport Optional




19" Alloy
Dark Sputtering
Sport Standard



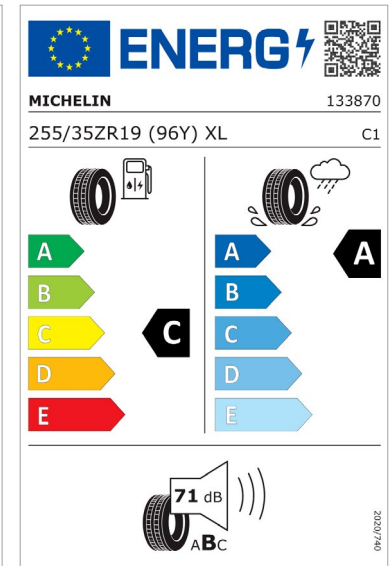
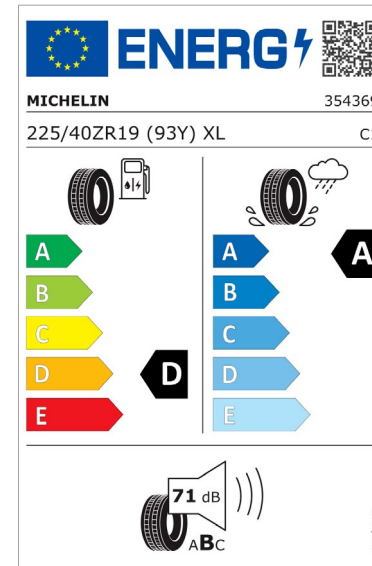
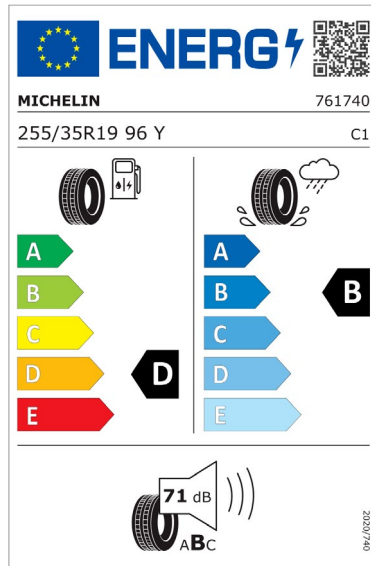
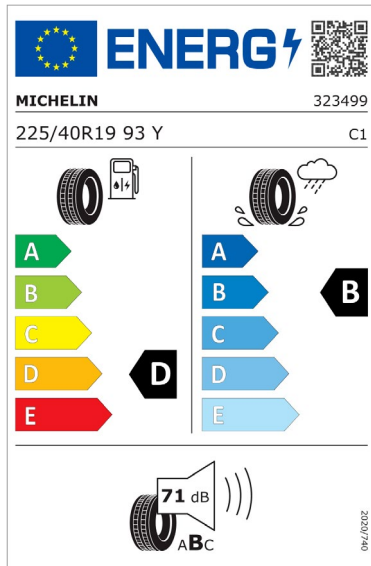
19" Alloy
Grey Matt
Sport Optional



Petrol
Summer
Pilot Sport 4 (Pilot Sport 4 S on Sport)
225/40 R19 93 Y (FW)
255/35 R19 96 Y (RW)



Diesel
Summer
Pilot Sport 4
225/40ZR19 93 Y XL (FW)
255/35ZR19 96 Y XL (RW)



OPTIONAL EQUIPMENT

Available extras and packs

Sport

Innovation Pack	Dual front LED headlamps (low & high projection) with adaptive driving beam • 12.3 inch dashboard cluster 3D TFT display • Head-up display • SVM (Surround View Monitor) • BVM (Blind-spot View Monitor)	2'940 CHF
Comfort Seat Pack	Electric tilt & telescopic steering wheel with memory function • Memory function for driver seat • Air support system (driver) • Electric lumbar support for passenger • Walk-in device (front passenger seat controls from 2nd row) • Electric cushion extension (driver) • Electric side bolster (driver) • Heated seats (rear) • Ventilated seats (front)	2'630 CHF
Lexicon Audio System	Lexicon audio system • Speakers rear package tray • Tweeter (front & rear), external amp (mid) & center (front) speaker	970 CHF
Spare tire	Temporary spare tire	40 CHF
Sunroof	Electric sunroof	1'190 CHF
Wheels	Alloy wheels 19 inch (Dark Sputtering or Grey Matt)	450 CHF
Nappa Leather Seat Pack	Nappa leather seat cover • Suede headlining • Suede A/B/C pillars • Suede sunvisor (driver & passenger)	3'050 CHF

TECHNICAL SPECIFICATIONS – PETROL

BODY

	2.0T Plus 8AT AWD
No. of doors / seats	4 / 5
Length / Width / Height (running order)	4685 mm / 1850 mm / 1400 mm
Wheelbase	2835 mm
Track, front / rear	1592 mm / 1596 mm
Overhang, front / rear	805 mm / 1045 mm
Minimum ground clearance	130 mm
Minimum turning circle	11 m
Fuel tank capacity	60 l
Mass in running order (minimum)	1748 kg
Max. laden mass	2200 kg
Max. mass on each axle, front / rear	1115 kg / 1220 kg
Luggage comp. capacity (VDA)	330 l

TRANSMISSION

	2.0T Plus 8AT AWD
Transmission Type of Gearbox	8 speed automatic
Gear ratios: I	3.964
Gear ratios: II	2.468
Gear ratios: III	1.610
Gear ratios: IV	1.176
Gear ratios: V	1.000
Gear ratios: VI	0.832
Gear ratios: VII	0.652
Gear ratios: VIII	0.565
Gear ratios: Rev	2.273

DRIVING DYNAMICS AND SAFETY

	2.0T Plus 8AT AWD
Suspension type, front	Macpherson Strut
Suspension type, rear	Multi Link
Brake type, front	1 pot-caliper brake, Φ 345 mm 4 pot-caliper brake, Φ 350 mm (Brembo)
Brake type, rear	1 pot-caliper brake, Φ 330 mm 2 pot-caliper brake, Φ 340 mm (Brembo)
Steering	R-MDPS, Rack & Pinion
Steering ratio	12.5
Tyres, front / rear	225/40ZR19 / 255/35ZR19
Rims, front / rear	8.0J x 19 / 8.5J x 19

ENGINE

	2.0T Plus 8AT AWD
Cylinder config./valves in-line	I4 / 16-VALVE HLA
Effective capacity	1998 cm
Bore x Stroke	86 mm x 86 mm
Compression ratio	10
Max. output	180 kW (245 PS) / 6200 rpm
Max. torque	353 Nm / 3500 rpm

PERFORMANCE

	2.0T Plus 8AT AWD
Acceleration 0–100 km/h	6.6 sec
Acceleration 80–120 km/h	4.9 sec
Top speed	240 km/h
Noise level, moving	69 dB(A)

FUEL CONSUMPTION AND EMISSIONS - WLTP*

	2.0T Plus 8AT AWD
Combined (low/high – l/100 km)	9.1 / 9.6
Combined CO ₂ (low/high – g/km)	206 / 217
LOW phase (low/high – l/100 km)	14.3 / 14.9
MID phase (low/high – l/100 km)	9.0 / 9.5
HIGH phase (low/high – l/100 km)	7.7 / 8.1
EXTRA HIGH phase (low/high – l/100 km)	8.4 / 8.9
Gasoline equivalent (l/100 km)	-
LOW phase (low/high – g/km)	325 / 339
MID phase (low/high – g/km)	204 / 216
HIGH phase (low/high – g/km)	174 / 183
EXTRA HIGH phase (low/high – g/km)	191 / 203
Energy Efficiency Class	G
Average CO ₂ Emissions of all models offered in Switzerland	122 g/km
Provisional CO ₂ Emissions for models available in Switzerland	118 g/km
Emission rating	Euro 6D

* The consumption and emission values are based on the Worldwide Harmonised Light Vehicles Test Procedure (WLTP). Further information on the WLTP measurement procedure can be found at <https://www.genesis.com/ch/en/wltp.html>

TECHNICAL SPECIFICATIONS – DIESEL

BODY

	2.2 8AT AWD
No. of doors/seats	4 / 5
Length/width/height (running order)	4685 mm / 1850 mm / 1400 mm
Wheelbase	2835 mm
Track, front/rear	1592 mm / 1596 mm
Overhang, front/rear	805 mm / 1045 mm
Minimum ground clearance	130 mm
Minimum turning circle	11 m
Fuel tank capacity	60 l
Mass in running order (minimum)	1858 kg
Max. laden mass	2300 kg
Max. mass on each axle, front/rear	1115 kg / 1220 kg
Luggage comp. capacity (VDA)	330 l

TRANSMISSION

	2.2 8AT AWD
Transmission Type of Gearbox	8 speed automatic
Gear ratios: I	3.964
Gear ratios: II	2.468
Gear ratios: III	1.610
Gear ratios: IV	1.176
Gear ratios: V	1.000
Gear ratios: VI	0.832
Gear ratios: VII	0.652
Gear ratios: VIII	0.565
Gear ratios: Rev	2.273

DRIVING DYNAMICS AND SAFETY

	2.2 8AT AWD
Suspension type, front	Macpherson Strut
Suspension type, rear	Multi Link
Brake type, front	1 pot-caliper brake, Φ 320 mm 4 pot-caliper brake, Φ 350 mm (Brembo)
Brake type, rear	1 pot-caliper brake, Φ 314 mm 2 pot-caliper brake, Φ 340 mm (Brembo)
Steering	R-MDPS, Rack & Pinion
Steering ratio	12.5
Tyres, front / rear	225/40ZR19 / 255/35ZR19
Rims, front / rear	8.0J x 19 / 8.5J x 19

ENGINE

	2.2 8AT AWD
Cylinder config./valves in-line	I4 / 16-VALVE HLA
Effective capacity	2199 cm
Bore x Stroke	85.4 mm x 96 mm
Compression ratio	16
Max. output	147 kW (200 PS) / 3800 rpm
Max. torque	440 Nm / 2750 rpm

PERFORMANCE

	2.2 8AT AWD
Acceleration 0–100 km/h	7.9 sec
Acceleration 80–120 km/h	6.0 sec
Top speed	230 km/h
Noise level, moving	69 dB(A)

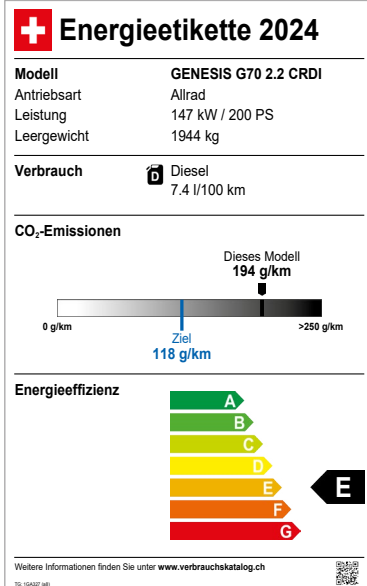
FUEL CONSUMPTION AND EMISSIONS - WLTP*

	2.2 8AT AWD
Combined (low/high – l/100 km)	7.4 / 7.4
Combined CO ₂ (low/high – g/km)	194 / 194
LOW phase (low/high – l/100 km)	10.4 / 10.4
MID phase (low/high – l/100 km)	7.6 / 7.6
HIGH phase (low/high – l/100 km)	6.4 / 6.4
EXTRA HIGH phase (low/high – l/100 km)	7.1 / 7.1
Gasoline equivalent (l/100 km)	8.44
LOW phase (low/high – g/km)	272 / 272
MID phase (low/high – g/km)	199 / 199
HIGH phase (low/high – g/km)	167 / 167
EXTRA HIGH phase (low/high – g/km)	186 / 186
CO ₂ Emissions from the production of carburant (g/km)	37.59
Energy Efficiency Class	E
Average CO ₂ Emissions of all models offered in Switzerland	122 g/km
Provisional CO ₂ Emissions for models available in Switzerland	118 g/km
Emission rating	Euro 6D

* The Fuel consumption and emission values provided on this website are calculated using the Worldwide Harmonised Light Vehicles Test Procedure (WLTP). WLTP is a legally prescribed procedure for measuring Fuel consumption and CO₂ emissions under more realistic conditions than its predecessor, the New European Driving Cycle (NEDC).

GRAPHICAL REPRESENTATION OF THE ENERGY EFFICIENCY CLASSES

DIESEL 2.2 8AT AWD



PETROL 2.0T PLUS 8AT AWD

